

*Mr. Ahmed Shabaan Elsheshtawy*

*An Expert Teacher*

*Mr. Ahmed Shabaan Elsheshtawy*

*An Expert Teacher*



**busy bee**

*Mr. Ahmed Shabaan Elsheshtawy*

**Term 1**



*Mr. Ahmed Shabaan Elsheshtawy*  
*An Expert Teacher*



Mr. Ahmed Shabaan  
Elsheshtawy



Mr. Ahmed Shabaan Elsheshtawy  
**01096296687**  
**01123819075**



1



UNIT 1



Hello



● لاحظ وخلي بالك كويس :

● لما نيجي نسأل واحد عن اسمه نقول :

● What's your name? ما اسمك؟

● Hello . I'm Amira . أهلاً أنا أميره .



Hello . I'm Mr.Ahmed .  
What's your name ?

Hello . I'm .....

Date :-  
Signature :-

# Hand Writing



أنا هاني

I`m Hany



أنا هانا

I`m Hana



أنا يوسف

I`m Youssef



أنا أميره

I`m Amira

Mr. Ahmed Shabaan  
Elsheshtawy



# Phonics

# B



## Learn Sounds with Busy Bee

It's...



It's...



bag

book

It's...



It's...



It's...



bus

blue

bee

هذا يكون ...

Use It's (a)(an).....

It's a bag.  
It's a book.

Date :-  
Signature :-

# Hand Writing



حقيبة

bag



كتاب

book



اتوبيس

bus

أزرق

أزرق

blue



نحلة

bee

MR. Ahmed Shabaan  
Elsheshtawy



Mr. Ahmed Shabaan Elsheshtawy  
01096296687  
01123819075

# Exercises

## 1- Match :

- 1 blue •
- 2 bus •
- 3 bag •
- 4 bee •
- 5 book •



أزرق



## 2- Listen and answer Yes \ No :-

- 1- It is a bag.
- 2- It is a book.
- 3- It is a bus.
- 4- It is a bee.



Mr. Ahmed Shabaan  
Elsheshtawy

## 3- Look and Circle :



Hana  
Youssef



bag  
book



bus  
book



blue  
bag



bus  
bee

## 4- Finish :-



## 5- Copy :-

Hello . I`m Mr. Ahmed

# I CAN FOLLOW RULES

Life Skills

Open your book! افتح كتابك

Close your book! أغلق كتابك

Close your bag! أغلق حقيبتك

open your bag! افتح حقيبتك

Play يلعب

Shake hands!  
يسلم



Date :-  
Signature :-

# Hand Writing



يفتح

يغلق

يلعب

يسلم

Open

Close

Play

Shake hands

Mr. Ahmed Shabaan  
Elsheshtawy



# Exercises

## 1- Match :

- 1 Open •
- 2 bee •
- 3 Close •
- 4 Shake hands •
- 5 Play •



## 2- Listen and answer Yes \ No :-

- 1- open your book . 
- 2- It is a bird . 
- 3- It is a bus . 
- 4- close your bag . 



## 3- Look and Circle :



Hana  
Youssef



Play  
Close



Open  
close



Open  
Play



Close  
Shake hands

## 4- Finish :-



## 5- Copy :-

Let`s shake hands .

Mr. Ahmed Shabaan Elsheshtawy  
01096296687  
01123819075



UNIT ★ 2 ★



# 2 My School Bag 2



● لاحظ وخلي بالك كويس :

● لما نيجي نسأل عن حاجة غير عاقل نقول :

- What's this? ما هذا؟
- It's a pencil . هذا قلم رصاص



What's this ?

It's a book.



# Ask and answer What's this?

Listening &  
Speaking

What's this?

ما هذو؟



It's a bag.

هذه حقيبة

It's a pen.

هذا قلم جاف

What's this?

ما هذو؟



It's a pencil.

هذا قلم رصاص

It's a pencil case.

هذه مقلمة

What's this?

ما هذو؟



It's a ruler.

هذه مسطرة

It's a sharpener.

هذه مبراة

What's this?

ما هذو؟



It's my  
school bag.

Date :-  
Signature :-

# Hand Writing



ما هذا؟

What`s this



حقيبة

bag



قلم جاف

pen



قلم رصاص

pencil

?

ما هذا؟

What`s this?



مقلمة

Pencil case



مسطرة

ruler



مبارة

sharpener





# Learn Sounds with Busy Bee

It's...



It's...



What's this ?

It's...



It's...



What's this ?

What's this?

It's a pen .  
It's a ruler.



# Exercises

## 1- Match :

1 ruler •

2 Pencil case •

3 bag •


4 pen •

5 sharpener •



## 2- Listen and answer Yes \ No :-

1- It is a bag . 

2- It is a pencil case . 

3- It is a ruler . 

4- It is a pencil. 



Mr. Ahmed Shabaan  
Elsheshtawy

## 3- Look and Circle :

|   |   |   |  |   |
|---|---|---|--|---|
|  |  |  |  |  |
| pencil  | red   | sharpener   | ruler  | pen   |
| pencil case   | read  | pencil case   | bag  | pin   |

## 4- Look and write:-



1- What is this?

1- What is this?

1- What is this?

1- What is this ?

Mr. Ahmed Shabaan Elsheshtawy  
01096296637  
01123819075



## أغنية الأرقام



واحد يعني one والشمس اسمها sun

اتنين يعني two واذهب يلا go

تلاثة يعني three والشجرة اسمها tree

اربعة يعني four والكرة اسمها ball

خمسة يعني five وحياءه هيا life



Mr. Ahmed Shabaan Elsheshtawy  
01096296637  
01123819075



# Learn numbers with Busy Bee



Listen and repeat



خلي بالك لما نيجي نحول المفرد الي  
جمع نزود علي الكلمة المفرد حرف S  
زي الكلمات دي :

Pen pens. -Bag bags. -Book books.

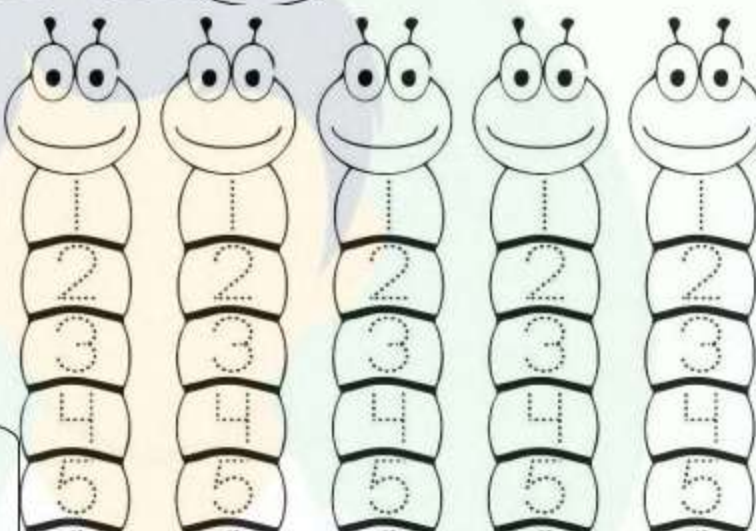
وكممان لما نيجي نعد نقول الرقم  
الاول وبعدين الاسم بعده :  
one pen. - two bags. - three books.

I can count

I can count



Trace and say




عد يا شاطر  
واكتب الرقم



Date :-  
Signature :-

# Hand Writing



واحد ١

اثنان ٢

ثلاثة ٣

أربعة ٤

خمسة ٥

One 1

Two 2

Three 3

Four 4

Five 5

MR. Ahmed Shabaan  
Elsheshtawy





# Exercises

## 1- Point to the object:

|   |       |   |   |   |
|---|-------|---|---|---|
| 1 | one   | 4 | 1 | 5 |
| 2 | three | 1 | 2 | 3 |
| 3 | five  | 5 | 3 | 1 |

## 2- Match:

- 1 two •
- 2 three •
- 3 one •
- 4 five •
- 5 four •

## 3- Look and count :-

|                      |                      |                      |                      |                      |
|----------------------|----------------------|----------------------|----------------------|----------------------|
|                      |                      |                      |                      |                      |
| <input type="text"/> | <input type="text"/> | <input type="text"/> | <input type="text"/> | <input type="text"/> |

## 4- Look and write :

|                         |                         |                         |
|-------------------------|-------------------------|-------------------------|
|                         |                         |                         |
| 1- <input type="text"/> | 2- <input type="text"/> | 3- <input type="text"/> |



# 3 This is me 3



● لاحظ وخلي بالك كويس :

● كلمة This is هي اسم اشاره معناه هذا - هذه  
ونستخدمه لما نشاور علي حاجه مفرد قريب :

● This is my nose . هذه أنفي



This is my book .

لمس Touch  
استمع Listen



# Know your body

Now point and say :  
This is my .....

This is my eye. هذه عيني.  
This is my ear. هذه أذني.

MY BODY

This is  
my eye

This is  
my nose

This is  
my mouth

This is  
my ear

This is  
my hand

Mr. Ahmed Shabaan  
Elsheshtawy

Date :-  
Signature :-

# Hand Writing



استمع

المس

هذا

أحسنت

Listen

Touch

This is

Well done



عين

أنف

فم

أذن

يد

eye

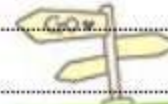
nose

mouth

ear

hand

Mr. Ahmed Shabaan  
Elsheshtawy





# Exercises

## 1- Match :

- 1 ear •
- 2 hear •
- 3 hand •
- 4 nose •
- 5 touch •



## 2- Listen and answer Yes \ No :-

- 1- This is my ear . 
- 2- This is my nose . 
- 3- This is my mouth . 
- 4- This is my hand . 



## 3- Look and Circle :



nose  
mouth



mouth  
mouse



listen  
touch



house  
hand



ear  
eye

## 4- Look and write:-





# Phonics

## Learn Sounds with Busy Bee

This is



hand

This is



hat



hair

This is



nose

This is



nuts



neck

What's this?

This is a hand.  
This is a nose.

Date :-  
Signature :-

# Hand Writing



هذا

يد

قبعة

شعر

This is

hand

hat

hair



هذا

أنف

مكسرات

رقبة

This is

nose

nuts

neck

Mr. Ahmed Shabaan  
Elsheshtawy

# Exercises

## 1- Unscramble the words under the pictures:-



tihS  
\_\_\_\_\_



nkeC  
\_\_\_\_\_



ntus  
\_\_\_\_\_



hiar  
\_\_\_\_\_

## 2- Look and write:-



\_\_\_\_\_



\_\_\_\_\_



\_\_\_\_\_

## 3- Look and Circle :



eye  
ear



here  
hair



this  
these



not  
nuts



listen  
btouchee

## 4- Look and write:-



1- What is this?



2- What is this?



3- What is this?



4- What is this?

Let's be clean!

Issues

This is....



face



hair



hand

This is



teeth



salad

What's this?

This is a hand.  
This is a face.

# Let's be clean !



Wash my hands .  
أغسل يدي



Wash my face .  
أغسل وجهي

brush my teeth .  
أغسل أسناني



comb my hair .  
أسرح شعري



Wash salad  
أغسل  
السلطة



Well done  
أحسنتم



Date :-  
Signature :-

# Hand Writing



يفسل

Wash



يفسل بالفرشاة

brush



يسرح بالمشط

comb



شعر

hair



يد

hand



أسنان

teeth



وجه

face



سلطة

salad





# Exercises

## 1- Point to the object:

1

face



2

teeth



3

hand



## 2- Unscramble the words under the pictures:-

1



wsha

\_\_\_\_\_

2



fcea

\_\_\_\_\_

3



hira

\_\_\_\_\_

4



cmob

\_\_\_\_\_

## 3- Look and write:-

1



\_\_\_\_\_

2



\_\_\_\_\_

3



\_\_\_\_\_

## 4- Listen and answer Yes \ No :-

1- wash salad .




2- brush my teeth .




3- comb my hair.







UNIT 4



4 Let's play music 4



● لاحظ وخلي بالك كويس :

● كلمة I can ( أنا أستطيع ) ونستخدمها لما

نتكلم علي حاجات نقدر نعملها :

● I can play the guitar.

أنا أستطيع أن اعزف على الجيتار



I can play the flute.  
I can play the piano.

يعزف play  
موسيقي Music  
معاً together





# Let's play music

Music موسيقي  
Let's هيا بنا

guitar الجيتار  
drum الطبله  
flute الفلوت  
piano البيانو

I can play the flute .

أستطيع أن أعزف علي الفلوت

I can play the drum .

أستطيع أن أعزف علي الطبله

I can play the guitar .

أستطيع أن أعزف علي الجيتار

I can play the piano .

أستطيع أن أعزف علي البيانو

I love music .

Let's play music .

Let's play music .

Date :-  
Signature :-

# Hand Writing



هيا بنا

يعزف علي

موسيقي

طبله

Let`s

play

music

drum



مثلث

جيتار

بيانو

فلوت - ناي

triangle

guitar

piano

flute





# Exercises

## 1- Match :

- 1 drum •
- 2 guitar •
- 3 flute •
- 4 triangle •
- 5 piano •



## 2- Listen and answer Yes \ No :-

1- I can play.




2- let's play piano .




3- I can play drum





Mr. Ahmed Shabaan  
Elsheshtawy

## 3- Look and Circle :



piano  
drum



triangle  
music



flute  
music



triangle  
guitar



piano  
play

## 2- Unscramble the words under the pictures:-

1



futle

2



panio

3



dmru

4



pyla

# D G

# Phonics

## Learn Sounds with Busy Bee

This is

This is



drum

dog

doll

This is

This is



guitar

girl

green

What's this?

This is a drum .

This is a doll .

Date :-  
Signature :-

# Hand Writing



طبله

كلب

عروسه

D d

drum

dog

doll



أخضر

جيتار

بنت

اخضر

G g

guitar

girl

green





1- Listen and number the picture :-



2- Unscramble the words under the pictures:-



3- Look and Circle :



Look and write:-



1- What is this? 2- What is this? 3- What is this? 4- What is this?

# Our Senses

Mr. Ahmed Shabaan  
Elsheshtawy



see  
يُرى

5  
SENSES

يَشِمُّ

smell

hear

يَسْمَعُ

يَتَذَوِّقُ

taste

Touch

يَلْمَسُ

I can touch .

أَسْتَطِيعُ أَنْ أَلْمَسَ .

I can hear .

أَسْتَطِيعُ أَنْ أَسْمَعَ .

I can taste .

أَسْتَطِيعُ أَنْ أَتَذَوِّقَ .

I can smell .

أَسْتَطِيعُ أَنْ أَشِمَّ .







# Exercises

## 1- Unscramble the words under the pictures:-



haer

\_\_\_\_\_



sellm

\_\_\_\_\_



tocuh

\_\_\_\_\_



tsate

\_\_\_\_\_

## 2- Look and write ( I can ..... ) :-



\_\_\_\_\_



\_\_\_\_\_



\_\_\_\_\_

## 3- Listen and answer Yes \ No :-

1- I can taste . 

2- I can smell . 

3- I can see. 



Mr. Ahmed Shabaan  
Elsheshtawy

## 4- Look and Circle :



hear  
touch



play  
book



see  
smell




hear  
touch



see  
bee



# 5 It's my birthday 5



● لاحظ وخلي بالك كويس :  
● لما تيجي تسأل واحد عن عمره نقول:  
● How old are you? كم عمرك؟  
● I'm ten . أنا عندي ١٠ سنوات .



How old are you?  
I'm seven .  
How old are you?  
I'm nine .

Mr. Ahmed Shabaan Elsheshtawy  
01096296637  
01123819075

41

Date :-  
Signature :-

# Hand Writing



6

7

8

9

10

٦

٧

٨

٩

١٠

six

seven

eight

nine

ten

Mr. Ahmed Shabaan  
Elsheshtawy



# Exercises

## 1- Match:

- 1 eight •
- 2 six •
- 3 nine •
- 4 seven •
- 5 ten •

10

8

9

7

6

## 2- Look and write:-



## 3- Look and write ( I`m ..... ):-



1- How old are you?



2- How old are you?



3- How old are you?



4- How old are you?

## 3- Listen and answer Yes \ No :-

1- I`m eight .



2- I`m ten .

10

3- I`m three.



Mr. Ahmed Shabaan Elsheshtawy

# Phonics

## Learn Sounds with Busy Bee

This is



cake

This is



card

candle

This is



orange

This is



oil

olives

It's oil.

It's a card.

What's this?

Date :-  
Signature :-

## Hand Writing



كـيـكـة

بـطـاقـة

شـمـعـة

C c

cake

card

candle



بـرـتـقـالـة

زـيـت

زـيـتـون

O o

orange

oil

olives







# Exercises

1- Listen and number the picture :-



2- Unscramble the words under the pictures:-

|   |   |  |   |
|---|---|--|---|
| 1   | 2   | 3  | 4   |
|  |  |  |  |
| cadnle  | oli   | ckae   | cdar  |
| _____   | _____   | _____  | _____   |

3- Look and Circle :

|   |   |   |  |   |
|---|---|---|--|---|
|  |  |  |  |  |
| olives<br>orange  | oil<br>cake   | olives<br>drum  | cake<br>card   | cake<br>candle  |

4- Look and write:-



1- What is this?    2- What is this?    3- What is this?    4- What is this?



# Learn Colors eith Busy Bee

Let's  
color

I like  
Red

I like  
أنا أحب

I like  
orang



Red احمر



orange

برتقالى



I like  
green

I like  
yellow



green

اخضر



yellow

اصفر



I like  
blue

I like  
black



blue

ازرق



black

اسود





Date :-  
Signature :-

# Hand Writing



ألوان

colors



أحمر

red



برتقالي

orange



أصفر

yellow



ألوان

colors



أخضر

green



أزرق

blue



أسمر

black



# Exercises

## 1- Unscramble the words under the pictures:-

|  |  |   |  |
|--|--|---|--|
| 1<br> | 2<br> | 3<br> | 4<br> |
| rde<br>_____   | ornage<br>_____  | yoellw<br>_____   | geren<br>_____   |

## 2- Look and write ( It is ..... ) :-

|   |   |   |
|---|---|---|
| 1<br> | 2<br> | 3<br> |
| _____   | _____   | _____   |

## 3- Listen and answer Yes \ No :-

|                   |   |                          |
|-------------------|---|--------------------------|
| 1- I like red.    |  | <input type="checkbox"/> |
| 2- I like blue.   |  | <input type="checkbox"/> |
| 3- I like orange. |  | <input type="checkbox"/> |



## 4- Look and Circle :

|   |   |  |  |  |
|---|---|--|--|--|
| <br>blue<br>yellow | <br>red<br>black | <br>orange<br>green | <br>blue<br>yellow | <br>green<br>orange |
|---|---|--|--|--|



# 6 With my Family 6



● **لاحظ وخلي بالك كويس :**  
● Have some .....  
● Thank you .

تفضل بعض .....

شكرا .



Mother أمي  
grandmother  
الجددة

Have some cakes.  
Have some orange.

Thank you.



Mr. Ahmed Shabaan Elsheshtawy  
01096296687  
01123819075



Know your Family



grandfather grandmother

father

mother



brother

sister

Mr. Ahmed Shabaan



Who is this?  
من هذا؟

This is my grandfather

# Ask and answer Who is this?



Who is this?  
من هذا؟

This is my father  
هذا أبى



Who is this?  
من هذه؟

This is my mother  
هذه أُمى



Date :-  
Signature :-

# Hand Writing



**FAMILY**



العائلة

family



الام

mother



الاب

father



الجدة

grandmother



أخ

brother



أخت

sister



من..؟

who



الجد

grandfather



# Exercises

## 1- Match :

- 1 brother •
- 2 sister •
- 3 grandmother •
- 4 grandfather •
- 5 mother •



## 2- Look and write ( This is ..... ) :-



## 3- Listen and answer Yes \ No :-

1- This is my mother



2- This is my sister.



3- This is my father.



## 4- Look and write:-



1- Who is this?

2- Who is this?

3- Who is this?

4- Who is this?

# F T

# Phonics

## Learn Sounds with Busy Bee




This is tea.  
This is a flag

What's this?



Date :-  
Signature :-

# Hand Writing



علم

الاب

العائلة

F f

flag

father

family



شاي

شجرة

تلفاز

T t

tea

tree

television

# Exercises

## 1- Unscramble the words under the pictures:-



flga  
\_\_\_\_\_



tae  
\_\_\_\_\_



sitser  
\_\_\_\_\_



fialmy  
\_\_\_\_\_

## 2- Look and write ( It is ..... ) :-



\_\_\_\_\_



\_\_\_\_\_



\_\_\_\_\_

## 3- Listen and answer Yes \ No :-

1- This is a flag.




2- This is a tree.




3- This is my family.





## 4- Look and Circle :



family  
father



five  
flag



tree  
three



grandfather  
television



father  
family



UNIT ★ 7 ★



# 7 At Home 7



● لاحظ وخلي بالك كويس :

كلمة where معناها أين وبتسأل عن المكان ونجاوب عليها  
بحروف الجر (in)

● Where's the boy? أين الولد؟

● He's in the living room . هو في حجرة المعيشة .



At Home في المنزل

In في

Living room حجرة المعيشة



# Know your home

## Where's...



where's he?



where's he?



living room



bedroom



kitchen

where's he?



where's he?



bathroom



garden

She

هي

He

هو

where's  
the boy?

In the  
kitchen



Date :-  
Signature :-

# Hand Writing



?



أين

في

حجرة المعيشة

حجرة النوم

Where

in

Living room

bedroom



المطبخ

الحمام

الحديقة

هو

kitchen

bathroom

garden

he





# Exercises

## 1- Match :

- 1** kitchen •
- 2** bathroom •
- 3** garden •
- 4** Living room •
- 5** Bedroom •



## 2- Look and write ( He is in ..... ) :-



## 3- Listen and answer Yes \ No :-

**1-** This is a garden.




**2-** This is a tree.

**3-** This is a kitchen.



## 4- Look and write:-



**1-** Where's he?

**2-** Where's she?

**3-** Where's he?

**4-** Where's he?

# Phonics

## Learn Sounds with Busy Bee

This is



apple

This is



ant



arrow

This is



star

This is



square



SUN

This is an ant .  
This is an arrow.

What's  
this?

Date :-  
Signature :-

# Hand Writing



تفاحة

نملة


سهم

A a

apple

ant

arrow



نجمة

مربع

شمس

S s

star

square





sun

Mr. Ahmed Shabaan  
Elsheshtawy






# Exercises




## 1- Unscramble the words under the pictures:-

|   |   |  |   |
|---|---|--|---|
| <b>1</b><br> | <b>2</b><br> | <b>3</b><br> | <b>4</b><br> |
| snu<br>↓<br>_____   | suaqre<br>↓<br>_____  | aorrw<br>↓<br>_____  | atn<br>↓<br>_____   |

## 2- Look and write ( It is ..... ) :-






|  |  |  |
|--|--|--|
| <b>1</b><br> | <b>2</b><br> | <b>3</b><br> |
| _____  | _____  | _____  |

## 3- Listen and answer Yes \ No :-

- 1-** This is a square. 
- 2-** This is black. 
- 3-** This is an apple. 



## 4- Look and Circle :

|   |   |   |  |   |
|---|---|---|--|---|
|  |  |  |  |  |
| arrow<br>square   | arrow<br>square   | ant<br>apple  | six<br>sun   | apple<br>ant  |

# Learn shapes with Busy Bee

Math

نجمة



star

مربع



square

Shapes  
الاشكال

مستطيل

دائرة



circle

This is

مثلث



triangle

rectangle

What's this?

This is a star.  
This is a square.



Date :-  
Signature :-

# Hand Writing



أشكال

shapes



نجمه

star



مربع

square




مثلث

triangle



دايرة

circle



مستطيل

rectangle



# Count and Write numbers and shapes



7 triangles + 3 circles =

4 stars - 2 squares =

5 stars      6 circles      4 squares      8 triangles




.....

# Exercises

## 1- Unscramble the words under the pictures:-

|   |   |  |   |
|---|---|--|---|
| <b>1</b><br> | <b>2</b><br> | <b>3</b><br> | <b>4</b><br> |
| sature<br>_____   | satr<br>_____   | crclie<br>_____  | trinalge<br>_____   |






## 2- Look and write ( It is ..... ) :-

|  |  |  |
|--|--|--|
| <b>1</b><br> | <b>2</b><br> | <b>3</b><br> |
| _____  | _____  | _____  |

## 3- Listen and answer Yes \ No :-

|   |                          |  |
|---|--------------------------|--|
| <b>1-</b> This is a star.    | <input type="checkbox"/> | <br>Mr. Ahmed Shabaan Elsheshtawy |
| <b>2-</b> This is a square.  | <input type="checkbox"/> |  |
| <b>3-</b> This is a circle.  | <input type="checkbox"/> |  |

## 4- Look and Circle .

|  |   |  |   |   |
|--|---|--|---|---|
| <br>arrow<br>star | <br>circle<br>square | <br>triangle<br>rectangle | <br>triangle<br>rectangle | <br>triangle<br>square |
|--|---|--|---|---|



# 8 At the pyramids 8



## ● لاحظ وخلي بالك كويس :

نستخدم كلمة IS لوصف شيء ونجيب بعدها الصفه:

- The camel is big . الجمل كبير
- The ant is small . النملة صغيره .



Mr. Ahmed Shabaan  
Elsheshtawy

- The camel is big .
- The ant is small .
- The pyramid is big .
- The stone is small .

Big كبير  
Small صغير



# Listen, point and say



I can see Pyramids .  
أنا أرى الاهرامات .

The Pyramid is big .  
الهرم كبير .



This is sphinx . هذا ابو الهول .  
It is big . انه كبير .

What is this?  
ما هذا؟



Who is he?  
من هو؟



He is a king .  
هو ملك .



She is a queen .  
هي ملكة .

Who is she?  
من هي؟



I love Egypt .  
أنا بحب مصر .



Date :-  
Signature :-

# Hand Writing



أهرامات

ابو الهول

ملك

ملكة

Pyramids

Sphinx

King

Queen



أحجار

مفتاح

جمل

كبير

صغير

stones

Key

Camel

big

small






# Exercises




## 1- Unscramble the words under the pictures:-

|   |   |  |   |
|---|---|--|---|
| <b>1</b><br> | <b>2</b><br> | <b>3</b><br> | <b>4</b><br> |
| knig<br>_____   | Pamyrid<br>_____  | kye<br>_____   | steosn<br>_____   |

## 2- Look and write ( It is ..... ) :-

|  |  |  |
|--|--|--|
| <b>1</b><br> | <b>2</b><br> | <b>3</b><br> |
| _____  | _____  | _____  |

## 3- Listen and answer Yes \ No :-

-  This is the Sphinx.
-  This is big.
-  This is a Pyramid.



## 4- Look and Circle :

|  |  |   |   |   |
|--|--|---|---|---|
| <br>Pyramid<br>Sphinx | <br>King<br>Queen | <br>small<br>big | <br>Queen<br>King | <br>big<br>small |
|--|--|---|---|---|

# Learn sounds with Busy Bee

phonics

ملك

مفتاح



Mr. Ahmed Shabaan  
Elsheshtawy



king



key



Mr. Ahmed Shabaan  
Elsheshtawy

طياره  
ورق

This is

ملكة

اهدا



kite



queen



quiet

What's this?

This is a key .  
This is a king.



# Exercises

## 1- Unscramble the words under the pictures:-

|  |  |   |  |
|--|--|---|--|
| 1<br> | 2<br> | 3<br> | 4<br> |
| satr<br>↓<br>_____   | teki<br>↓<br>_____   | kye<br>↓<br>_____   | inkg<br>↓<br>_____   |

## 2- Look and write ( It is ..... ) :-

|   |   |   |
|---|---|---|
| 1<br> | 2<br> | 3<br> |
| _____   | _____   | _____   |

## 3- Listen and answer Yes \ No :-

- This is a quiet girl. 
- This is a queen. 
- This is a king. 



## 4- Look and Circle :

|  |  |  |   |  |
|--|--|--|---|--|
| <br>key<br>kite | <br>king<br>queen | <br>king<br>queen | <br>key<br>kite | <br>quiet<br>quit |
|--|--|--|---|--|

I live in Egypt

I live in.....

Social  
Studies

بورسعيد

I live in  
Port Said

Port Said

الإسكندرية

I live in  
Alexandria

Alexadria

الاقصر

I live in

أسوان

القاهرة

Luxor

Aswan

Cairo

I live in  
انا أعيش في...

I live in Luxor.  
I live in Aswan .

Date :-  
Signature :-

# Hand Writing



أنا أعيش في

بور سعيد

الاسكندرية

I live in

Port Said

Alexandria



الاقصر

أسوان

القاهرة

Luxor

Aswan

Cairo





what can you do?

I can ...



I can ...



I can ...



kick



dig



swim

I can ...




I can ...



skip



throw



Mr. Ahmed Shabaan  
Elsheshtawy



Mr. Ahmed Shabaan  
Elsheshtawy

I can swim

I can kick.





Date :-  
Signature :-

# Hand Writing



شاطئ

beach



يشوط

kick



يحفر

dig



يعوم

swim



أستطيع

I can...



يعوم

swim



يقفز

skip



رمي

throw

Mr. Ahmed Shabaan  
Elsheshtawy



# Exercises

## 1- Unscramble the words under the pictures:-

|   |   |  |   |
|---|---|--|---|
| <b>1</b><br> | <b>2</b><br> | <b>3</b><br> | <b>4</b><br> |
| bceah   | kick  | dgi  | sikp  |
| _____   | _____   | _____  | _____   |

## 2- Look and write ( I can..... ) :-

|  |  |  |
|--|--|--|
| <b>1</b><br> | <b>2</b><br> | <b>3</b><br> |
| _____  | _____  | _____  |

## 3- Listen and answer Yes \ No :-

- 1-** I can throw. 
- 2-** I can skip. 
- 3-** I can swim. 



## 4- Look and Circle :

|   |  |  |  |   |
|---|--|--|--|---|
| <br>kick<br>kite | <br>small<br>swim | <br>throw<br>swim | <br>kick<br>skip | <br>dig<br>big |
|---|--|--|--|---|



# Learn Sounds with Busy Bee



This is



This is



This is



This is



What's this?

It's a drum  
It's a doll



Date :-  
Signature :-

# Hand Writing



في

حشرة

حبر

I i

in

insect

ink



تحت

شمسية

أعلي

U u

under

umbrella

up

Mr. Ahmed Shabaan Elsheshtawy







# Exercises






1- Listen and number the picture :-



2- Unscramble the words under the pictures:-

|   |   |  |   |
|---|---|--|---|
| <b>1</b><br> | <b>2</b><br> | <b>3</b><br> | <b>4</b><br> |
| ikn   | isenct  | uendr  | ni  |
| _____   | _____   | _____  | _____   |

3- Look and Circle :

|   |   |   |  |   |
|---|---|---|--|---|
|  |  |  |  |  |
| in<br>ink   | under<br>insect   | king<br>insect  | umbrella<br>queen  | ink<br>up   |

4- Look and write:-



1- What is this?

2- What is this?

3- What is this?

4- What is this?